


# 2012 BMW 328i Modern Line 2.0 Turbo



Purchase Price **\$11,980**  
Includes GST, Registration & Licensing

Indicative repayments  
**\$77.97 per week\***  
Based on a 48 month term & no deposit.  
Total repayments (208) = **\$16,217.03**

Gain peace of mind with  
Mechanical Breakdown  
Insurance. **Ask us how.**

**Top features**

- » ABS Braking
- » Air Conditioning
- » Alloy wheels
- » Auto Lights
- » AUX INPUT
- » Bluetooth
- » Body Kit (Factory)
- » Central Locking
- » Chain Driven
- » Child seat anchor poin...
- » Climate Control
- » Cruise Control
- » Cruise Control
- » Cup holder
- » Electric Mirrors
- » Electric Seat
- » Heated Seats
- » Key-Less Entry

Body Style  
**4 door, saloon**

Odometer  
**142,500 km**

Engine  
**1990 cc, Petrol/Diesel**


Fuel Type  
**Petrol**

Transmission  
**Automatic, Rear Wheel**

Wheels  
-

VIN  
**WBA3A52050F253524**

Interior  
**Light , Leather**

Safety  
  
Based on 2024 UCSR rating for 12-19 models

Reg No.  
**MLA613**

Ext Colour  
**Grey**

History  
**Ex-Overseas, 1 owner**

Seats  
**5 seats, Leather**

CO2 Emissions  
**★★★★☆**  
**173 grams/km**


Energy Economy  
**★★☆☆☆☆**  
**Annual fuel cost of \$2,900**  
**7.4L per 100km**

Cost per year is an estimate based on petrol price of \$2.80 per litre and an average distance of 14000 km. Emissions and Energy Economy figures standardised to 3P WLTP.

**Stock ID: 5070**



Precision Autos | Phone 09 835 0599 | Email info@precisionautos.co.nz  
46 Bruce McLaren Road, Henderson, Auckland 0612, New Zealand  
www.precisionautos.co.nz

 **4.77** | 528 reviews

\* Precision Autos is not a lender nor a financial adviser. Any amounts displayed should not be seen as an offer of finance or taken as financial advice. The interest rate, fees and loan term used in this calculation may not actually represent those available from lenders. Actual interest rates, fees and loan terms will vary per lender and are typically based on an assessment of your credit risk and responsible lending criteria. Any repayment amounts displayed are indicative only and have been calculated using several other indicative inputs. The interest rate used in this calculation is an arbitrary 13.95%, however exact interest rates vary per lender. The term of the loan used in this calculation is 48 months. Exact terms available vary per lender although options typically include 6, 12, 18, 24, 36, 48 and 60 months. This calculation also includes a typical mandatory fee charged by lenders. This is a one-off establishment fee of \$395.00. Typically, this fee can be paid upfront or, as in this calculation, be capitalised over the contract term, ie. included in the loan amount. This fee can vary per lender and other non-mandatory fees and charges may also apply. The total amount of repayments has been calculated by multiplying 208 weekly repayments (based on a 48 month term) by the weekly repayment amount of \$77.97 which equals \$16,217.03. This calculator does not consider any of your own personal circumstances and we strongly suggest you seek budgeting advice prior to committing to any loan contract. Responsible lending criteria and lender terms and conditions will likely apply to any finalised loan contract. Proof of security and/or vehicle insurance may also be required before proceeding.