



2016 Mercedes-Benz CLA 250 AMG 4Matic Shooting



Purchase Price

\$21,980

Includes GST
Excludes on-road costs of \$695

Indicative repayments


\$145.35 per week*

Based on a 48 month term & no deposit.
Total repayments (208) = **\$30,232.48**

Gain peace of mind with
Mechanical Breakdown Insurance. Ask us how.


Top features

- » 4WD
- » ABS Braking
- » Adaptive Cruise Control
- » Air Conditioning
- » Alloy wheels
- » Auto Lights
- » Auto Rain Sensors
- » Auto Tailgate
- » Blind Spot information...
- » Bluetooth
- » Body Kit (Factory)
- » Central Locking
- » Chain Driven
- » Child seat anchor points
- » Climate Control
- » Cruise Control
- » Cup holder
- » Electric Mirrors

Body Style	5 door, Station Wagon	Reg No.	-
Odometer	59,350 km	Ext Colour	White
Engine	1990 cc, Petrol/Diesel	History	-
Fuel Type	Petrol	Seats	5 seats, Leather/Suede
Transmission	Automatic, 4WD	CO2 Emissions	★★★★☆
Wheels	-	188 grams/km	
VIN	WDD1179512N314690	Energy Economy	★★☆☆☆☆
Interior	Black, Leather	Annual fuel cost of \$3,140	
Safety		8L per 100km	
	Based on 2025 UCSR rating for 13-19 models	Cost per year is an estimate based on petrol price of \$2.80 per litre and an average distance of 14000 km. Emissions and Energy Economy figures standardised to 3P WLTP.	
		Stock ID: 5925	



Precision Autos | Phone 09 835 0599 | Email info@precisionautos.co.nz
46 Bruce McLaren Road, Henderson, Auckland 0612, New Zealand
www.precisionautos.co.nz

 **4.77** | 554 reviews

* Precision Autos is not a lender nor a financial adviser. Any amounts displayed should not be seen as an offer of finance or taken as financial advice. The interest rate, fees and loan term used in this calculation may not actually represent those available from lenders. Actual interest rates, fees and loan terms will vary per lender and are typically based on an assessment of your credit risk and responsible lending criteria. Any repayment amounts displayed are indicative only and have been calculated using several other indicative inputs. The interest rate used in this calculation is an arbitrary 13.95%, however exact interest rates vary per lender. The term of the loan used in this calculation is 48 months. Exact terms available vary per lender although options typically include 6, 12, 18, 24, 36, 48 and 60 months. This calculation also includes a typical mandatory fee charged by lenders. This is a one-off establishment fee of \$395.00. Typically, this fee can be paid upfront or, as in this calculation, be capitalised over the contract term, ie. included in the loan amount. This fee can vary per lender and other non-mandatory fees and charges may also apply. The total amount of repayments has been calculated by multiplying 208 weekly repayments (based on a 48 month term) by the weekly repayment amount of \$145.35 which equals \$30,232.48. This calculator does not consider any of your own personal circumstances and we strongly suggest you seek budgeting advice prior to committing to any loan contract. Responsible lending criteria and lender terms and conditions will likely apply to any finalised loan contract. Proof of security and/or vehicle insurance may also be required before proceeding.