



2018 Lexus LS 500 Version L Twin Turbo V6



Purchase Price **\$59,980**

Includes GST
Excludes on-road costs of \$695

Indicative repayments

\$384.76 per week*

Based on a 48 month term & no deposit.
Total repayments (208) = **\$80,030.24**

Gain peace of mind with
Mechanical Breakdown Insurance. Ask us how.

Top features

- » 360 Camera
- » ABS Braking
- » Adaptive Cruise Contro...
- » Air Conditioning
- » Alloy wheels
- » Auto Lights
- » Auto Tailgate
- » Bluetooth
- » Body Kit (Factory)
- » Central Locking
- » Chain Driven
- » Child seat anchor poin...
- » Climate Control
- » Cooling Seats
- » Cruise Control
- » Cup holder
- » Digital Display
- » Electric Mirrors

Body Style
4 door, Sedan

Odometer
28,550 km

Engine
3444 cc, Petrol/Diesel

Fuel Type
Petrol


Transmission
Automatic, Rear Wheel

Wheels
-

VIN
7AT0B01RX26001871

Interior
Beige, Leather

Safety



Based on 2025 VSRR rating

Reg No.
-

Ext Colour
White

History
-

Seats
5 seats, Leather

CO2 Emissions
★ ★ ☆ ☆ ☆ ☆
246 grams/km


Energy Economy
★ ☆ ☆ ☆ ☆ ☆
Annual fuel cost of \$4,120
10.5L per 100km

Cost per year is an estimate based on petrol price of \$2.80 per litre and an average distance of 14000 km. Emissions and Energy Economy figures standardised to 3P WLTP.

Stock ID: 5835



Precision Autos | Phone 09 835 0599 | Email info@precisionautos.co.nz
46 Bruce McLaren Road, Henderson, Auckland 0612, New Zealand
www.precisionautos.co.nz



* Precision Autos is not a lender nor a financial adviser. Any amounts displayed should not be seen as an offer of finance or taken as financial advice. The interest rate, fees and loan term used in this calculation may not actually represent those available from lenders. Actual interest rates, fees and loan terms will vary per lender and are typically based on an assessment of your credit risk and responsible lending criteria. Any repayment amounts displayed are indicative only and have been calculated using several other indicative inputs. The interest rate used in this calculation is an arbitrary 13.95%, however exact interest rates vary per lender. The term of the loan used in this calculation is 48 months. Exact terms available vary per lender although options typically include 6, 12, 18, 24, 36, 48 and 60 months. This calculation also includes a typical mandatory fee charged by lenders. This is a one-off establishment fee of \$395.00. Typically, this fee can be paid upfront or, as in this calculation, be capitalised over the contract term, ie. included in the loan amount. This fee can vary per lender and other non-mandatory fees and charges may also apply. The total amount of repayments has been calculated by multiplying 208 weekly repayments (based on a 48 month term) by the weekly repayment amount of \$384.76 which equals \$80,030.24. This calculator does not consider any of your own personal circumstances and we strongly suggest you seek budgeting advice prior to committing to any loan contract. Responsible lending criteria and lender terms and conditions will likely apply to any finalised loan contract. Proof of security and/or vehicle insurance may also be required before proceeding.